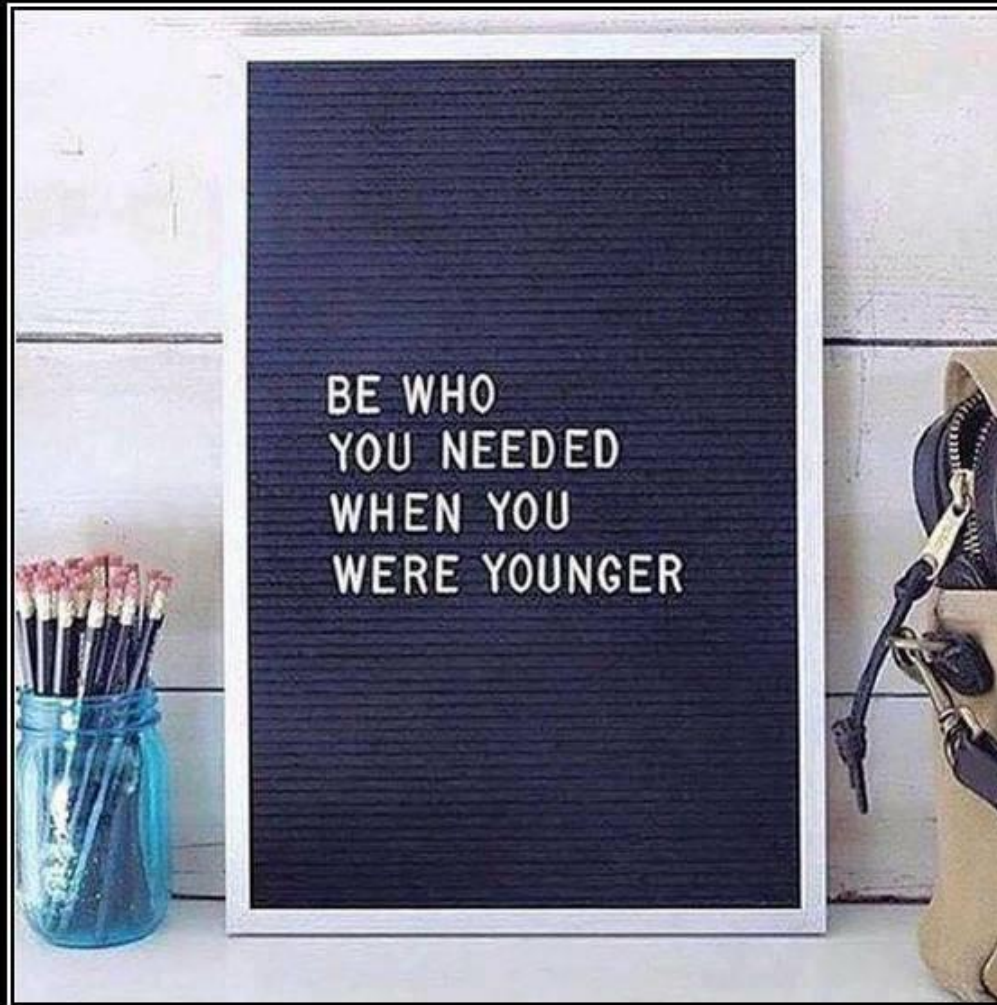




FOR YOUTH DEVELOPMENT®  
FOR HEALTHY LIVING  
FOR SOCIAL RESPONSIBILITY

# **Santa Clara County Developmental Assets Survey Results FALL 2016**

APRIL 2017



# Project Cornerstone

"All kids need is a little help, a little hope,  
and someone who believes in them."

# ABOUT THE SANTA CLARA COUNTY DEVELOPMENTAL ASSETS SURVEY

**Survey Content:** The Search Institute surveys measure students' attitudes, behaviors, and developmental assets. Developmental assets are positive values, relationships, and experiences that help young people succeed.

**Administration:** The survey took place in September/October 2016. All surveys were completed on-line.

**Targeted Grades:** 4<sup>th</sup>, 5<sup>th</sup>, 7<sup>th</sup>, 9<sup>th</sup>, 11<sup>th</sup>

**Reports:** Available at district & site level

**Number of Participants:** 43,000 total in more than 180 schools in 25 school districts

<http://www.projectcornerstone.org/html/youthsurveyresults.html>

# MOUNTAIN VIEW / LOS ALTOS PARTICIPATION

	Los Altos School District	Mountain View Whisman District	MOUNTAIN VIEW LOS ALTOS HIGH SCHOOL DISTRICT
4 <sup>TH</sup> GRADE	401	193	
5 <sup>TH</sup> GRADE	405		
7 <sup>TH</sup> GRADE	510		
9 <sup>TH</sup> & 11 <sup>TH</sup> GRADE			Possibly 2017-18



## **Developmental Assets Framework**

# THE MORE ASSETS, THE BETTER

**Thriving/Optimal** 31-40 assets

**Adequate** 21-30 assets

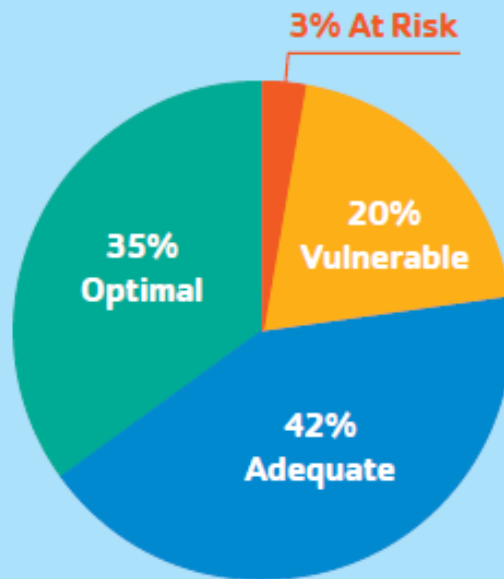
**Vulnerable** 11-20 assets

**At Risk** 0-10 assets

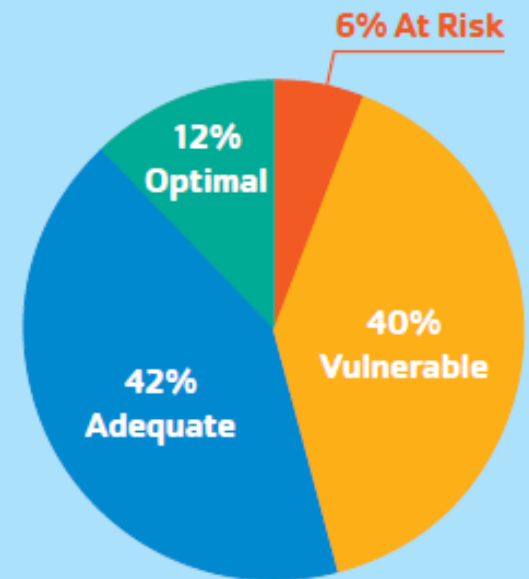


# AVERAGE NUMBER OF ASSETS ELEMENTARY VS. MIDDLE/HIGH SCHOOL

Overall Asset Levels  
for Students Grades 4-6



Overall Asset Levels  
for Students Grades 7-12



0-10 Assets  
**AT RISK**

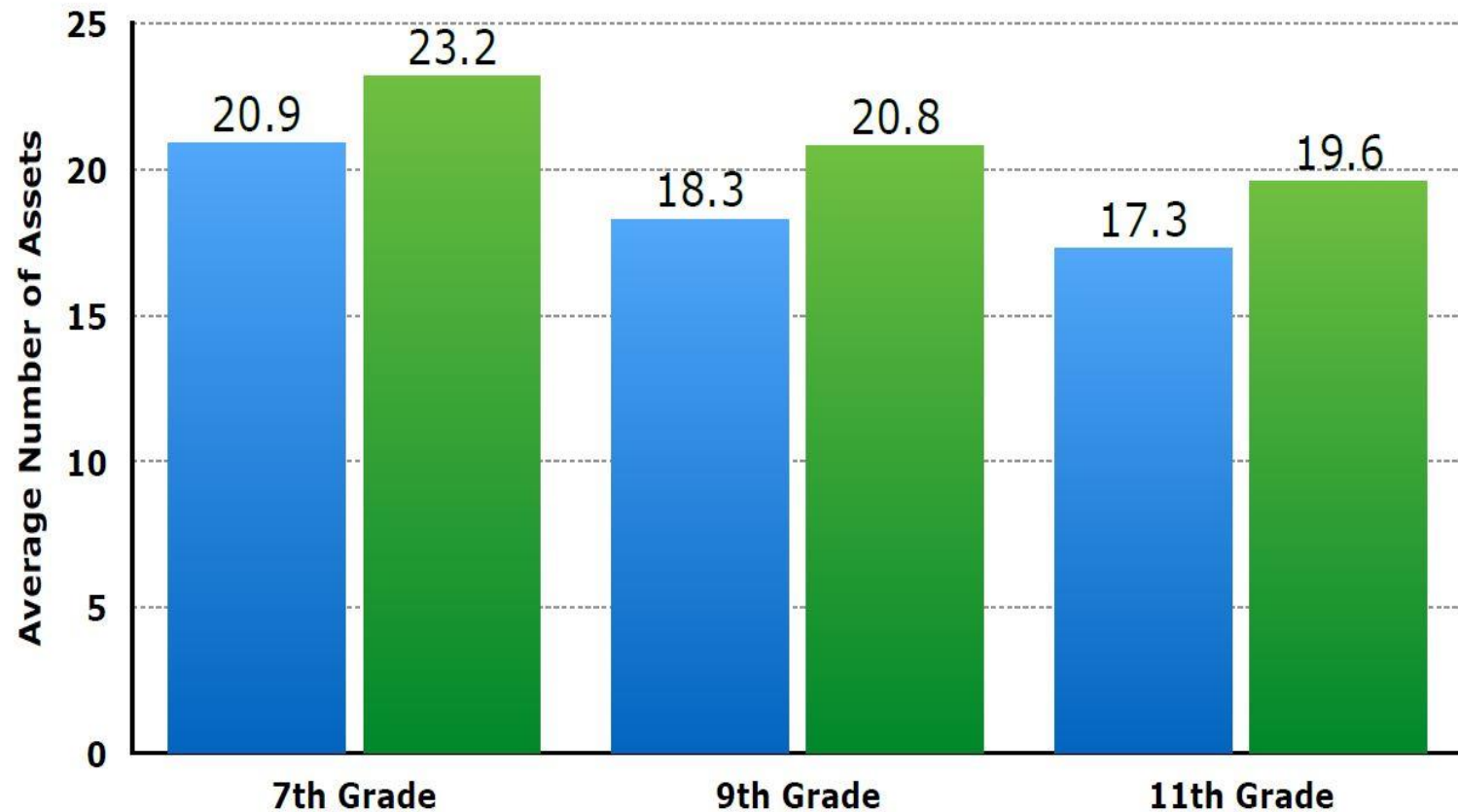
11-20 Assets  
**VULNERABLE**

21-30 Assets  
**ADEQUATE**

31-40 Assets  
**OPTIMAL**

# Average Assets Per Grade Level

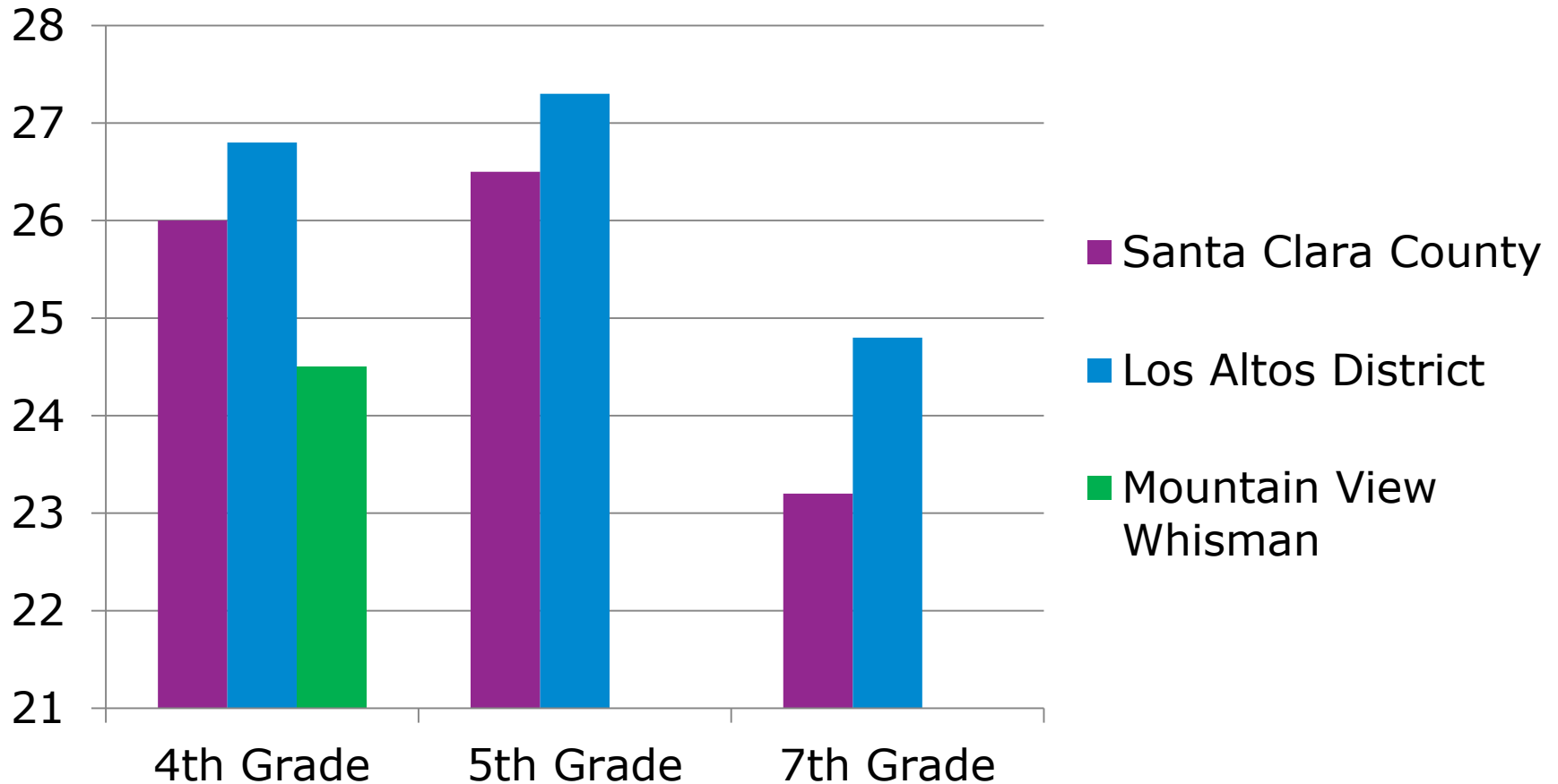
1999  
2016





# Average Assets Per Grade Level

## 2016 Developmental Asset Data



# AVERAGE NUMBER OF ASSETS ELEMENTARY

	Santa Clara County Elementary	Los Altos School District (4 <sup>th</sup> -5 <sup>th</sup> )	Mountain View Whisman District (4 <sup>th</sup> )
<b>0-10 Assets At Risk</b>	<b>3%</b>	<b>2%</b>	<b>4%</b>
<b>11-20 Assets Vulnerable</b>	<b>20%</b>	<b>19%</b>	<b>31%</b>
<b>21-30 Assets Adequate</b>	<b>42%</b>	<b>39%</b>	<b>36%</b>
<b>31-40 Assets Optimal</b>	<b>35%</b>	<b>40%</b>	<b>29%</b>

# AVERAGE NUMBER OF ASSETS MIDDLE SCHOOL

	<b>Santa Clara County Middle School</b>	<b>Los Altos School District (7th)</b>
<b>0-10 Assets At Risk</b>	<b>5%</b>	<b>3%</b>
<b>11-20 Assets Vulnerable</b>	<b>32%</b>	<b>23%</b>
<b>21-30 Assets Adequate</b>	<b>45%</b>	<b>48%</b>
<b>31-40 Assets Optimal</b>	<b>18%</b>	<b>26%</b>

# RISK-TAKING BEHAVIORS

## 6 Areas for Elementary:

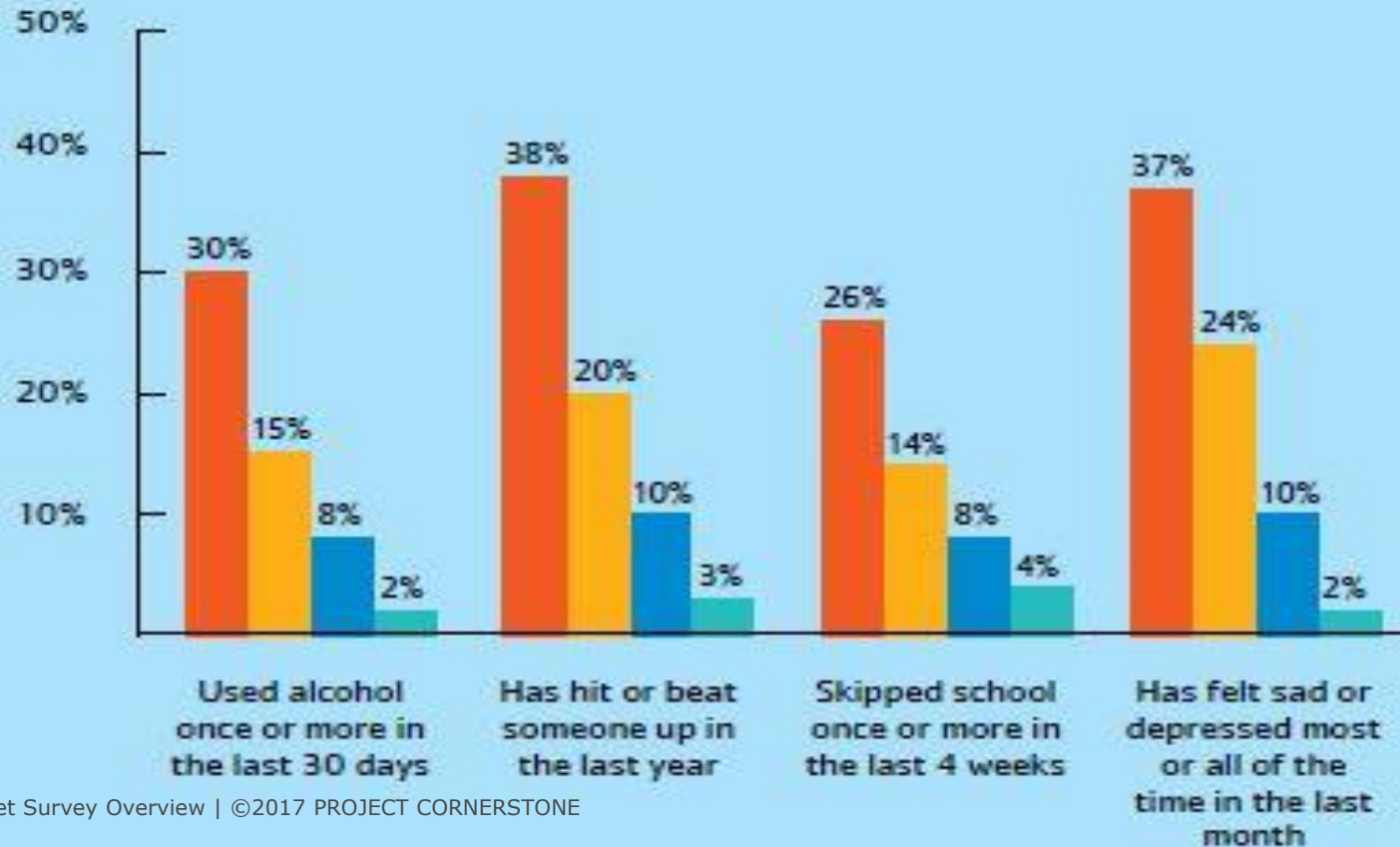
- 40% of Santa Clara County elementary students reported they felt really sad or depressed during the last month (45% of Los Altos / 41% MV)

## 24 Areas for Middle/High:

- All 24 risk behaviors have decreased from 1999 to 2016 with a significant decline in alcohol/tobacco drug use!

# SANTA CLARA COUNTY RISK-TAKING BEHAVIORS

**Middle and High School  
Risk Behaviors by Asset Level**



# THRIVING INDICATORS

## **7 Areas for Elementary:**

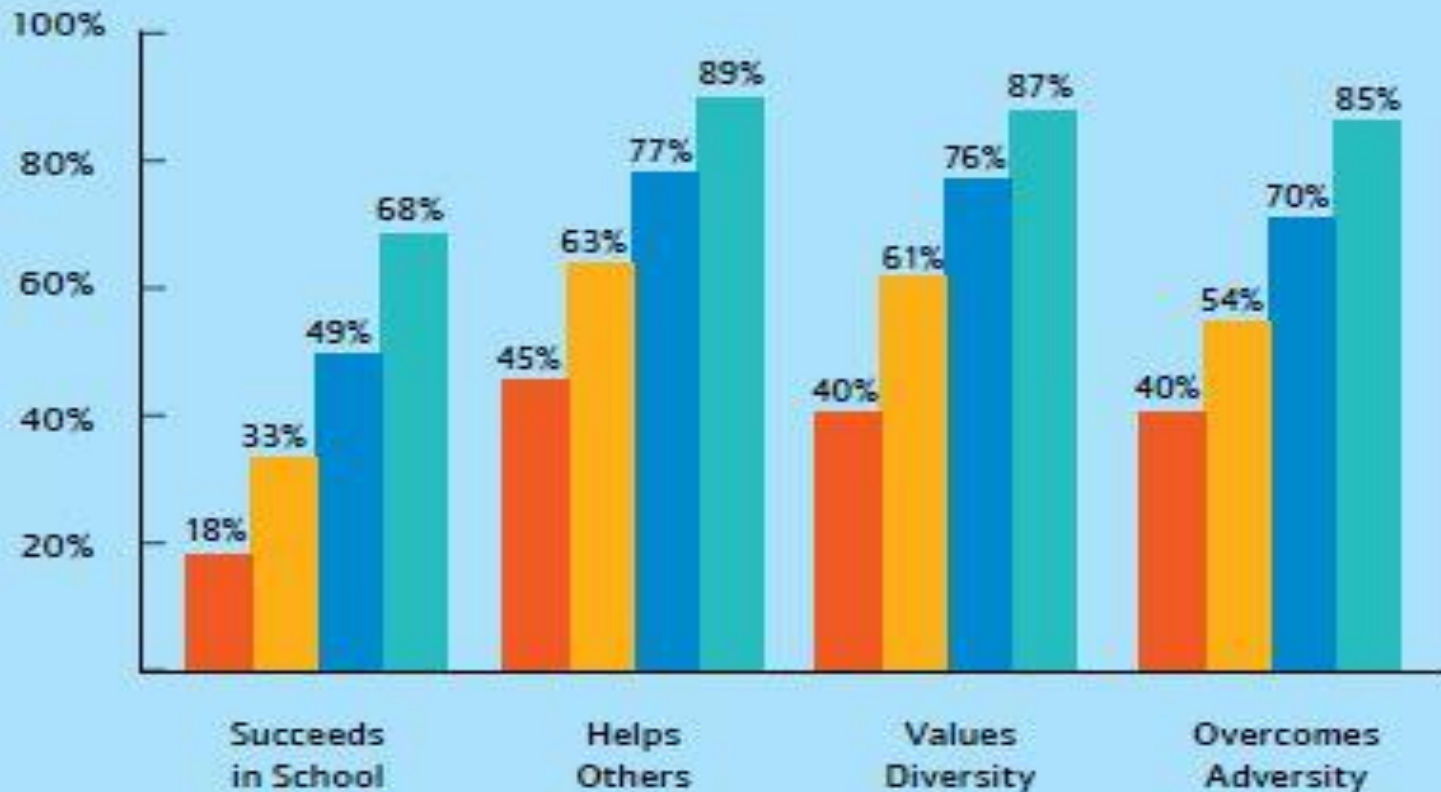
- The highest % was in Life Satisfaction with 86%.
- The lowest % was Coping with 53%.

## **8 Areas for Middle/High:**

- The highest % was in Helps Others with 71%.
- The lowest % was Succeeds in School with 42%.
- Los Altos highest % = Leadership
- Los Altos lowest % = Resists Danger

# SANTA CLARA COUNTY THRIVING BEHAVIORS

**Middle and High School  
Thriving Behaviors by Asset Level**



# SUMMARY HIGHLIGHTS...

## In 2016:

- Almost half of elementary school students don't have adult role models.
- Nearly two-thirds of middle school students don't feel safe at home, at school or in their neighborhoods.
- Most high school students don't feel valued and appreciated by adults in the community.



## **LGBTQ Youth Results**

- **Average only 18 out of 40 assets as compared to 21.4 for all students surveyed**
- **3x more likely to attempt suicide**
- **1.5x more likely to use drugs and alcohol**
- **Only 22% report positive family communication**
- **Only 11% feel valued by the community**
- **Higher in 23 out of 24 measured Risk Behaviors**
- **Lower in 6 out of 7 measured Thriving Indicators**

# COMMUNITY VALUES YOUTH

## Take the Pledge!

### Mountain View Values Youth: A Pledge to Support Youth

I am committed to demonstrating the importance of young people in our community. Our youth bring vitality to Mountain View and are the leaders of tomorrow. Young people are an integral part of the quality of life we enjoy in Mountain View. Therefore, on behalf of all the youth in our community, I pledge the following:

1. **To model positive and responsible behavior.**  
(Asset #14: Adult Role Models)
2. **To support useful roles for young people as students, employees, volunteers and family members.**  
(Asset #8: Youth as Resources)
3. **To demonstrate that I and other adults in our community value young people's contributions and well-being.**  
(Asset #7: Community Values Youth)
4. **To support young people in my neighborhood by empowering them to exhibit responsible behaviors.**  
(Asset #13: Neighborhood Boundaries)
5. **To support, encourage, and care for youth.**  
(Asset #4: Caring Neighborhood)

*Adults throughout Mountain View are taking this pledge. Your participation demonstrates your commitment to youth. Your pledge may be reproduced in newspapers, brochures, etc. to show that Mountain View values youth and is taking active steps to help young people grow up to be healthy, caring and responsible. Occasional updates may be sent i.e. building assets in our Mountain View youth. You may unsubscribe at any time. Your email will not be distributed for any other purposes*

Name: \_\_\_\_\_  
Signature: \_\_\_\_\_ Date: \_\_\_\_\_  
Community Group/Business: \_\_\_\_\_  
Email address: \_\_\_\_\_

Return signed pledge forms to:  
Kim Castro  
City of Mountain View  
500 Castro Street  
Mountain View, CA 94041  
FAX: 650.962.0384  
kim.castro@mountainview.gov

### Pledge to Support Youth

#### Los Altos/Los Altos Hills Community

I am committed to working together with adults and youth in our community to support youth and develop the assets that are the cornerstones of healthy youth development and a strong community. Our youth not only are the leaders of tomorrow, they bring a vitality to the community today and are an integral part of the quality of life we enjoy. Therefore, on behalf of all the youth of our community, I pledge the following:

1. *To ensure that young people receive support from nonparent adults. (Asset: #3 Other Adult Relationships)*
2. *To model positive and responsible behavior. (Asset #14: Adult Role Models)*
3. *To support useful roles for young people as students, employees, volunteers and family members. (Asset #8: Youth as Resources)*
4. *To support, encourage, and care for youth in our neighborhood. (Asset #4, 13: Caring Neighborhood. Neighborhood Boundaries)*
5. *To provide asset rich activities for youth. (Assets #17, 18: Creative Activities, Youth Programs)*

Adults throughout Los Altos/Los Altos Hills are taking a pledge to support youth. Your participation demonstrates your commitment to youth. Your pledge shows that the communities of Los Altos/Los Altos Hills value youth and are taking active steps to help young people grow up to be healthy, caring, and responsible. Occasional updates may be sent to you concerning building assets in our youth. You may unsubscribe at any time. Your email will not be distributed for any other purposes.

Name: \_\_\_\_\_ Community Group/Business: \_\_\_\_\_  
Email Address: \_\_\_\_\_  
Signature \_\_\_\_\_ Date \_\_\_\_\_

☐ I give my permission for my name to be used as a supporter of youth throughout the Los Altos/Los Altos Hills community.

Return signed pledge forms to:

Los Altos Community Foundation

Los Altos/Los Altos Hills Pledge, 183 Hillview Ave, Los Altos CA, 94022 FAX: (650) 949-0607 Email Contact: youth@losaltoscf.org

2016 DEVELOPMENTAL ASSET DATA	Mountain View Whisman(4 <sup>th</sup> )	Los Altos District (4 <sup>th</sup> & 5 <sup>th</sup> )	Los Altos District (7 <sup>th</sup> )
Community Values Youth	23%	29%	39%
Youth As Resources	50%	56%	45%
Adult Role Models	44%	58%	53%
Neighborhood Boundaries	34%	45%	54%
Caring Neighborhood	45%	56%	54%

# **WHAT IS OUR CALL TO ACTION?**

## **WHAT ARE NEXT STEPS?**

What are the youth's stories? What are they telling us?

What questions do the results bring up?

How can we use this information to inform our work?

<http://www.projectcornerstone.org/html/youthsurveyresults.html>